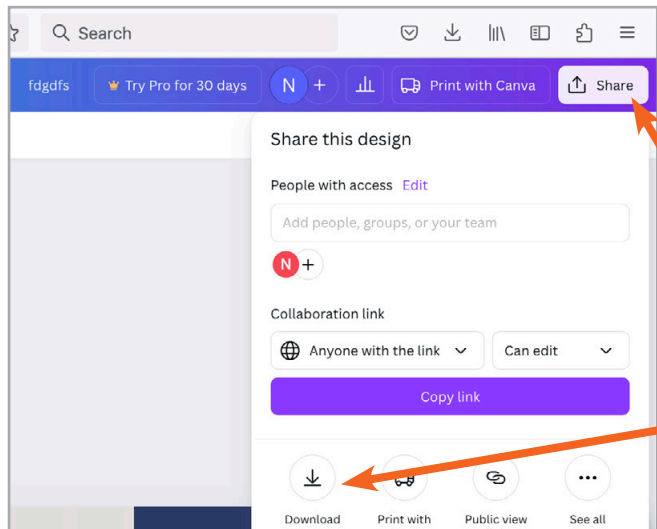


Downloading a PDF Print File from Canva

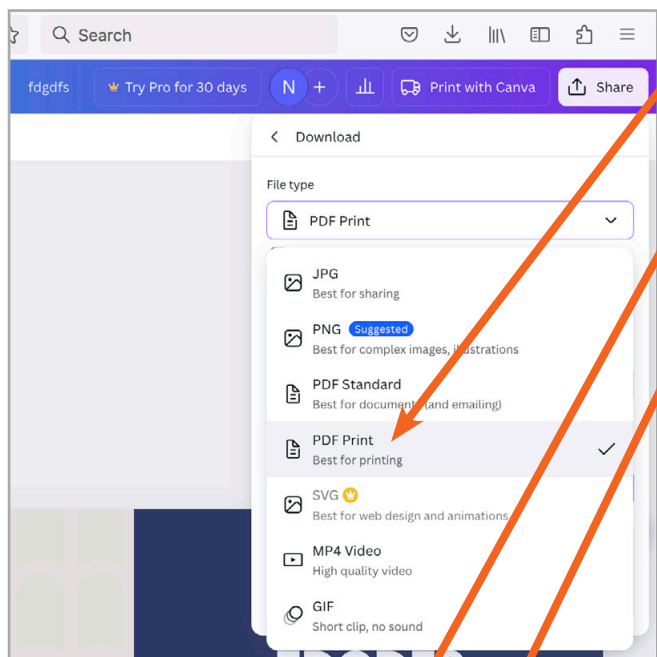
When using Canva please ensure that the size of your design is the same as the intended product, eg. A4 for letterhead, A5 if you want an A5 flyer etc. Business Cards should be 85x55mm. If we have to stretch/scale your design to fit the product it will lose quality.

Also please ensure there is at least 3mm between any text or important image and the edge of the page. If items are too close you risk them being cut into during production.



When sending us a file for printing please do the following:

- Go to Share



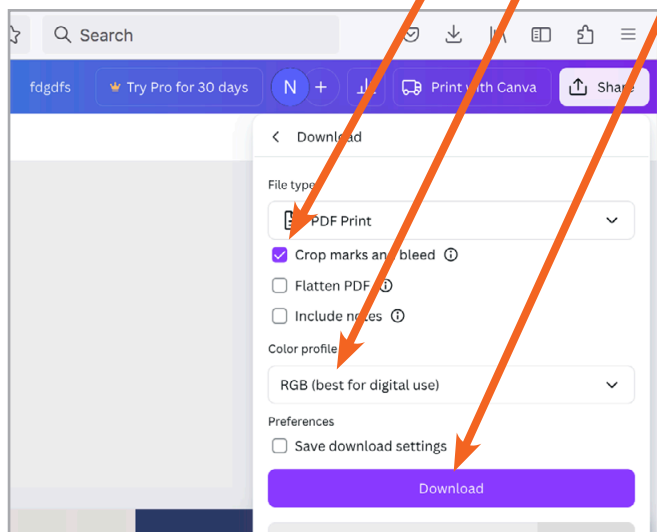
- Go to Download

- At File Type - Choose PDF Print

- Tick the box for Crop Marks and Bleed

- If you have a paid subscription to Canva choose CMYK as your Colour Profile.

If you are using Canva for free you will only be able to download an RGB file, colour shift may occur during the printing process.



- Download your pdf and email it and your requirements to info@traleeprinting.com or upload it on our website traleeprinting.com

Alternatively, save yourself a lot of time and heartache and make use of our talented team of graphic designers - quality printing guaranteed!